
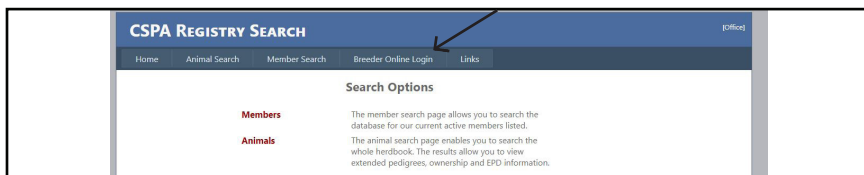


Step 1: Go to the CSPA website to find the link to the registry login. Click on the CSPA Online Reigstiry button.



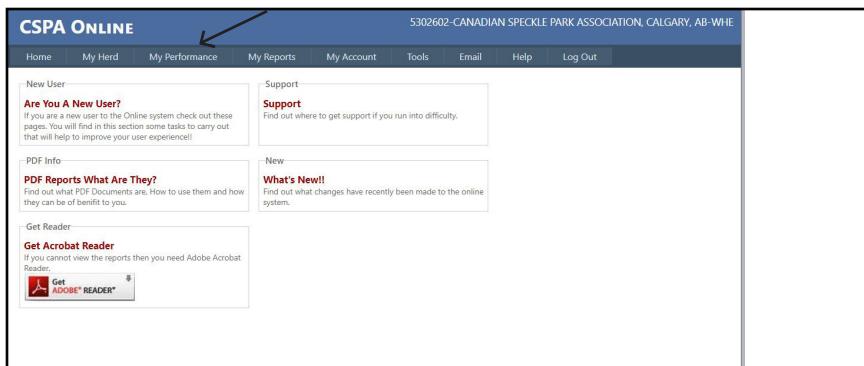
Step 2: Click on the Breed Online Login tab.



Step 3: Enter in your login information. Your username is your member ID. You will have received a temporary password from the CSPA office if it is your first time logging in. Otherwise use the password that you have set.



Step 4: Click on My Performance. This will bring up a drop down menu, then click My Yearling for individual entry or My Yearling (List Entry) to enter data in bulk for the calf crop.



Step 6: You can select the calf crop year and change as needed. Then all calves from that calf crop will be listed and you can start the data entry.

Default Values/Applied On Save:															
Regnum	ID	Sex	Birth Date	BWT logp	Wng Date	Steer	Ylg Date	YWT	YMGN	HIP	Hip Date	SC	SC Date	Disp	Disp Date
CAN1980	CSFA 17P	F	31/3/2004	80	1/10/2004	N									

Step 7: Using the default values boxes at the top of the table you can enter in the Ylg Date, YMGN, Hip Date, and SC Date. The following information can be recorded:

Record if the animal was steered.

Ylg Date - the date the animal was weighed

YWT - weight in lbs

YMGN - this is the management group you should default all calves to group one unless they underwent a management change separate from the rest. Ex. creep fed a small group of calves.

All the calves in this small group would get code 2. You need as many groups as you had managed differently.

Hip - hip height

Hip Date - the date you measured hip height

SC - scrotal circumference

SC date - date you measured scrotal circumference

Disp - if you need to dispose the animal you would enter the code. Please reference the disposal code sheet

Disp Date - date you culled or animal died.

Once you have entered all the data hit SAVE.

If you have collected your yearling weights and would like to enter that information but haven't yet done scrotal circumference you can enter your yearling weights and then come back to this same screen to enter other measurements like scrotal circumference at a later date.